

Medicine Support Jelly



Orange



●Name: Drinking water (jelly drink) ●
 Ingredients: Maltose, sugar, agar/
 sweetener(xylitol), gelling agent
 (polysaccharide thickener), acidulant,
 flavoring agent, calcium lactate,
 preservatives (sodium benzoate, benzoic
 acid), food coloring (food yellow no. 5) ●
 6g per pack ●Best-by date: listed below
 ●Store away from direct sunlight in a
 cool dry place.

Nutrition Facts (per 6g packet)

Energy 2.9kcal Sodium 0.0074g
 Protein 0.0g Potassium 0.1mg
 Fat 0.0g Calcium 2.6mg
 Carbohydrates 0.8g

Best-by Date 2024.10

Medicine Support Jelly



Grape



●Name: Drinking water (jelly drink) ●
 Ingredients: Erythritol, maltose,
 agar/gelling agent (polysaccharide
 thickener), acidulant, calcium lactate,
 flavoring agent ●6g per pack ●Best-by
 before: listed below ● Store away from
 direct sunlight in a cool dry place.

Nutrition Facts (per 6g packet)

Energy 2.9kcal Sodium 0.0074g
 Protein 0.0g Potassium 0.1mg
 Fat 0.0g Calcium 2.6mg
 Carbohydrates 0.8g

Best-by Date 2024.10

Warnings: ●Knead well before opening. ●After opening, refrigerate and use same day. ●A small amount of water may separate from jelly. ●May cause diarrhea. ●This product is intended for assisting in the taking of medicine, supplement with water as needed. ●May increase bitterness of some medications. ●If packet is leaking do not use. ●Take care not to cut hands or mouth on edges of packet.

Purchase Online

- Rakuten (individuals)
- Askul, Monotaro (corporations)
- Morimoto-Pharma (both individuals and corporations)

MORIMOTO-PHARMA CO., LTD.

Customer Consultation:0120-600-937 (Japan: 9-5pm M-F)
<http://morimoto-iyaku.jp> E-mail customer@m-ph.co.jp



Easily Take Medicine

eJelly neo

No Water Separation!
 Prevents Choking!



- Recommended for people who have problems taking medicine.
- Take medicine without water!

MORIMOTO-PHARMA CO., LTD.



←Purchase here (E-commerce Site)



←e-Jelly homepage

For First Time Users of e-Jelly (Medicine Support Jelly)

Let's
check
it out!

STEP

1

First practice taking e-Jelly by itself without adding any medicine.

STEP

2

Dispense jelly on back of tongue. This aids in swallowing jelly correctly. Using a narrow spoon is recommended.

STEP

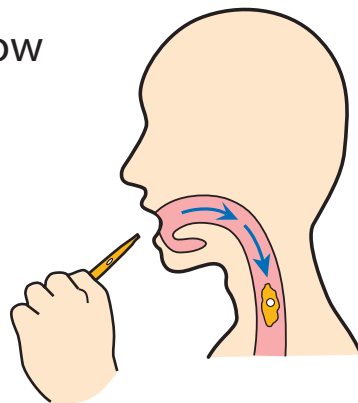
3

Don't chew and swallow as is.

STEP

4

Once you get the proper feeling for it, use e-Jelly with medicine to make taking medicine easier.

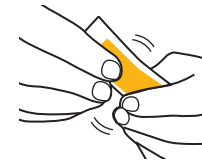


e-Jelly makes taking medicine easy. It is easier to use than water and there is no water separation. This helps reduce the risk of aspiration pneumonia.

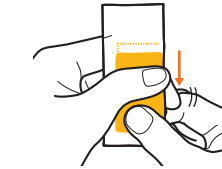
How to Use

Using Packet

- ① Knead jelly well.



- ② Slide jelly downward.



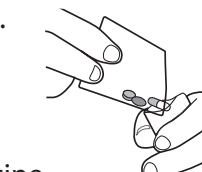
- ③ Tear horizontally to open.




- ④ Widen opening.



- ⑤ Insert medicine into packet.




- ⑥ Coat medicine with jelly and swallow.




Using Bowl, etc.

- ① Add medicine to suitable container.




※ Best with shallow round bottom bowl

- ② Cover medicine with jelly. Mix. Swallow using a spoon.



Using Spoon

- ① Fill spoon halfway with jelly. Add medicine. Add jelly to fully cover. Swallow.



※ Put powders and granules into edible film before using